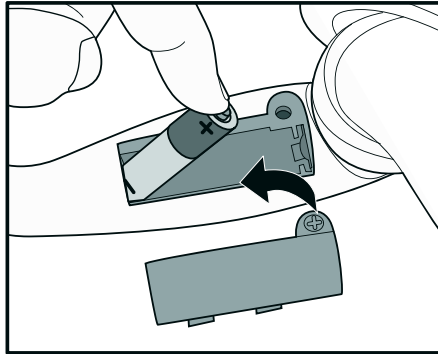


Battery Replacement

Replace batteries when sound becomes low or distorted or skirt stops spinning. Use a Phillips head screwdriver (not included) to open battery doors, one on each leg. Insert 2 AAA (LR03) alkaline batteries as shown (1 battery in each leg). Replace battery covers and screw closed. For longer life use only alkaline batteries. Dispose of batteries safely.



Battery Safety Information

In exceptional circumstances batteries may leak fluids that can cause a chemical burn injury or ruin your product. To avoid battery leakage:

- Non-rechargeable batteries are not to be recharged.
- Rechargeable batteries are to be removed from the product before being charged (if designed to be removable).
- Rechargeable batteries are only to be charged under adult supervision (if designed to be removable).
- Do not mix alkaline, standard (carbon-zinc), or rechargeable (nickel-cadmium) batteries.
- Do not mix old and new batteries.
- Only batteries of the same or equivalent type as recommended are to be used.
- Batteries are to be inserted with the correct polarity.
- Exhausted batteries are to be removed from the product.
- The supply terminals are not to be short-circuited.
- Dispose of battery(ies) safely.
- Do not dispose of this product in a fire. The batteries inside may explode or leak.

We listen to you!

We want you to have fun playing with our products.

Please give us your feedback by filling out the short on-line survey. Go to:

secure.mattel.com/surveys

Thanks for helping us make great toys even better!

English-only site. • Sitio web en inglés. • Site Web en anglais uniquement. • Site na Internet disponível apenas em inglês.

CONSUMER INFORMATION

Need Assistance? Visit service.mattel.com or call 1-800-524-8697 (US and Canada only), M-F 9AM - 7PM & SAT 11AM - 5PM, Eastern.

[SERVICE.MATTEL.COM](https://service.mattel.com)

Mattel Canada Inc., Mississauga, Ontario L5R 3W2. You may call us free at 1-800-524-8697.

Mattel U.K. Ltd., Vanwall Business Park, Maidenhead SL6 4UB. Helpline 01628500303.

Mattel Australia Pty. Ltd., Richmond, Victoria 3121. Consumer Advisory Service 1300 135 312 (valid only in Australia).


Mattel East Asia Ltd, Room 1106, South Tower, World Finance Centre, Harbour City, Tsimshatsui, HK, China.

Diimport & Diedarkan Oleh: Mattel SEA Ptd Ltd.(993532-P) Lot 13.5, Menara Lien Hoe, Persiaran Tropicana Golf Country Resort, 47410



INSTRUCTIONS

CONTENTS



*Each sold separately and subject to availability.

Requires 2 AAA (LR03) alkaline batteries, not included.

This product contains a magnet. Do not use around items that are sensitive to or affected by magnetic fields.

WARNING:
CHOKING HAZARD - Small parts.
Not for children under 3 years.

Please remove everything from the package and compare to the contents shown here.
If any items are missing, please call 1-800-524-8697.

Keep these instructions for future reference as they contain important information.

©2007 Mattel, Inc., 333 Continental Blvd., El Segundo, CA 90245 U.S.A. All Rights Reserved.


©Disney

3+
 MATTTEL
L4106-0920-G2
L4107

3 beautiful skirt colors & necklace lights up too!

TOUCH "GEM" NECKLACE WITH TOP OF WAND.

Make sure the back of the wand is towards the doll.



Front side has the image of the princess.




Shimmering pink!



Dazzling gold!

For best results, hold doll by legs.



Instead of using the wand, you can press the button on the doll's back.



Sparkly blue!